

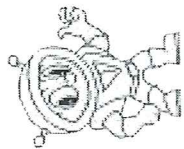
A decorative border of small, stylized snowflakes surrounds the entire page. The snowflakes are arranged in a grid-like pattern, with one row at the top, one row at the bottom, and vertical columns on the left and right sides.

Blizzard Bag

Calamity Day #1

Name _____

Name _____



"Numbers rule! Can you make your own number line?"

A Calamity day #1 Math
"Blizzard Bag"

Fill in the missing numbers on each number line.

By One's

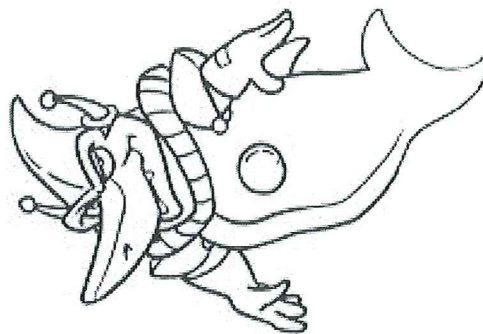
1	2	—	4	—	6	7	8	—	10	11	—	14	15	—	18	19	—
---	---	---	---	---	---	---	---	---	----	----	---	----	----	---	----	----	---

By Five's

5	—	15	—	—	30	—	—	40	—	50
---	---	----	---	---	----	---	---	----	---	----

By Ten's

10	20	—	40	—	—	60	70	—	—	100
----	----	---	----	---	---	----	----	---	---	-----



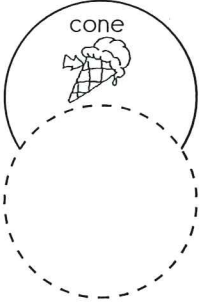
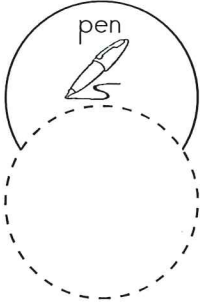
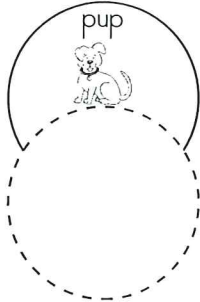

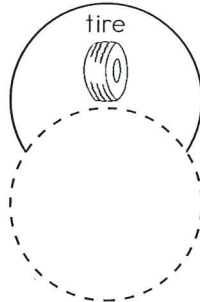

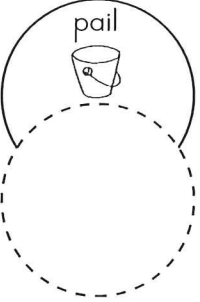
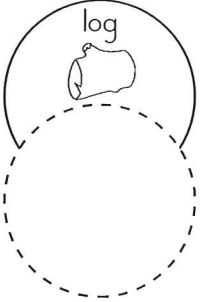
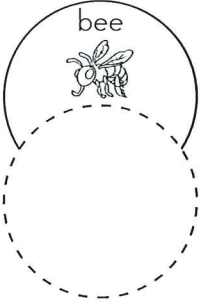
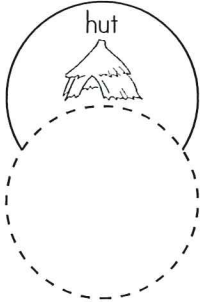
NUMBER LINES






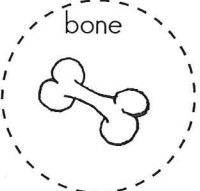



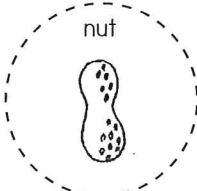
Name _____

Find the Rhyme

Matching rhyming pictures and words

Cut out the picture words at the bottom of the page.
Glue each picture word to the rhyming picture word in the box.

 <p>cone</p>	 <p>pen</p>	 <p>pup</p>	 <p>bat</p>	 <p>tire</p>
 <p>car</p>	 <p>pail</p>	 <p>log</p>	 <p>bee</p>	 <p>hut</p>

 <p>hen</p>	 <p>dog</p>	 <p>hat</p>	 <p>star</p>	 <p>fire</p>
 <p>bone</p>	 <p>cup</p>	 <p>see</p>	 <p>nail</p>	 <p>nut</p>

Hopsalot Says:



First gather several pennies. Then say a word and ask your child to say a word that rhymes with it. For every correct answer, reward your child with a penny. At the end of this activity, instruct your child to count the pennies earned and put them in a piggy bank.

Calamity day "Blizzard bag #1 Language Arts"

* Calamity day "Blizzard Bag #1 Health"

Name _____

Match The Food To Its Food Group

Proteins

Fruits

Vegetables

Grains

