

A decorative border of small, stylized snowflakes surrounds the entire page. The snowflakes are arranged in a grid-like pattern, with one row at the top, one row at the bottom, and vertical columns on the left and right sides.

# Blizzard Bag



# Calamity Day #2



Name \_\_\_\_\_



Name \_\_\_\_\_



# Roll them & Add them!



*\* Calamity day "Blizzard Bag" #2 Math*



1    $\square 1 + \square 3 = \square 4$



2    $\square + \square = \square$



3    $\square + \square = \square$

4    $\square + \square = \square$

5    $\square + \square = \square$

6    $\square + \square = \square$






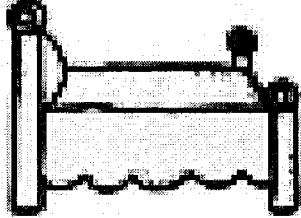

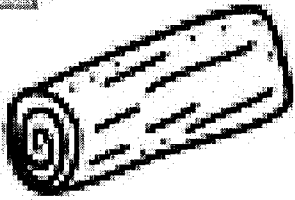

7    $\square + \square = \square$

8    $\square + \square = \square$

\* Calamity day "Blizzard Bag #2 Lang. Arts"

Name: \_\_\_\_\_

Directions: Look at each picture and say the name for each picture. Write the beginning and ending sound in each word. The first one has been done for you.

1.  bug	2.  a	3.  i
4.  e	5.  i	6.  e
7.  i	8.  o	9.  a