

A decorative border of small, stylized snowflakes surrounds the entire page. The snowflakes are arranged in a grid-like pattern, with one row at the top, one row at the bottom, and vertical columns on the left and right sides.

Blizzard Bag

Calamity Day #3

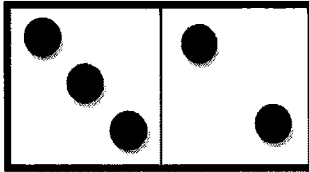
Name _____

Name _____

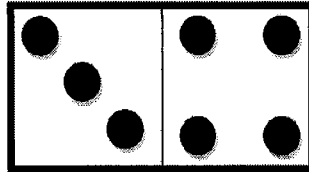


DOMINO ADDITION SHEET 3

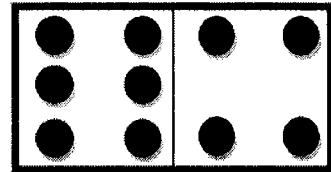
Count the number of dots on each domino and fill in the total.



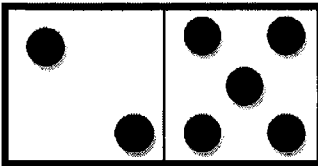
___ + ___ = ___



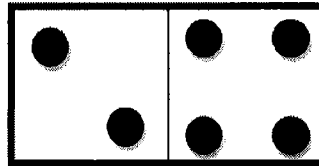
___ + ___ = ___



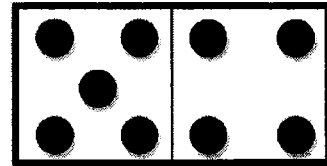
___ + ___ = ___



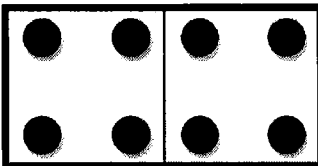
___ + ___ = ___



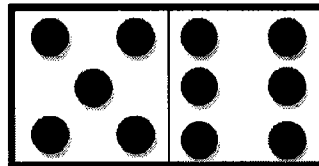
___ + ___ = ___



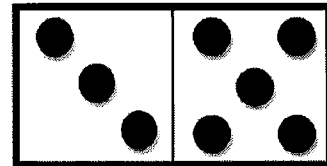
___ + ___ = ___



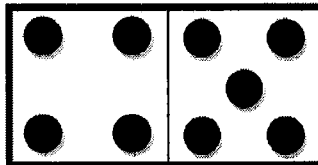
___ + ___ = ___



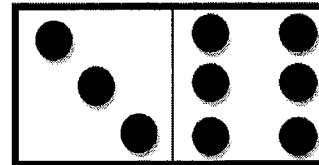
___ + ___ = ___



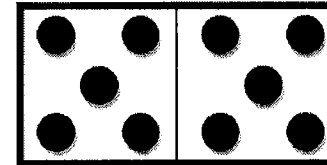
___ + ___ = ___



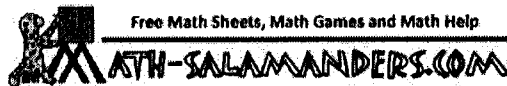
___ + ___ = ___



___ + ___ = ___



___ + ___ = ___




Calamity day "Blizzard Bag" #3 Math




A Calamity day "Blizzard Bag #3 Lang. Arts"

Name _____

Secret Word



Directions: Cut out and build the words next to each picture. Use the letters left over to find out the secret word and draw it.

Picture	Build	Write
	<input type="text"/> <input type="text"/> <input type="text"/>	
	<input type="text"/> <input type="text"/> <input type="text"/>	
	<input type="text"/> <input type="text"/> <input type="text"/>	
	<input type="text"/> <input type="text"/> <input type="text"/>	

© 2011 Scholastic Corp.



w g d n h b
l e e e e b

